



# What's New in cPanel/WHM 11?

Created By:  
David Koston

Presented By:  
David Grega

Simplify.



All trademarks used herein are the sole property of their respective owners.

Simplify.



## About the Presenter

My name is David Grega and I'm the Sales Support Representative for cPanel, Inc. My responsibilities including handling technical pre-sales questions, knowing the capabilities of cPanel/WHM and keeping my hand on the pulse of the user community.

I've been working for cPanel since November of 2006. However, I've been a user of cPanel/WHM since 1998 so I've witnessed the evolution of cPanel over the years.

Simplify.



## Presentation Abstract

cPanel 11 has many fresh new features that put it far ahead of previous versions of cPanel. This presentation covers the new functionality featured in cPanel version 11.

Simplify.

## Major Improvements

- »» Improved Security Features
- »» Apache 2.0 / 2.2 Support
- »» Updated Interface

# Security Improvements

- »» Substantial back end changes
- »» cPHulk Brute Force Protection
- »» Host Access Control
- »» Public Key Authentication
- »» Password Strength Meters
- »» Native SSL Interface Access

## cPHulk

WHM > Security > Security Center > cPHulk...

Stops brute force password attacks in their tracks.

» Locks accounts that are being attacked

» Invisible to attackers

» cPanel, WHM, SSH, FTP, IMAP, and POP3

# Host Access Control

WHM > Security > Security Center > Host Access...

➤➤ Block / Allow traffic to a service from an IP range

ssh	198.66.78.2	allow	
ssh	10.253.0.0/255.255.255.0	allow	
ssh	127.0.0.1	allow	
ssh	24.160.110.0/255.255.255.0	allow	
ssh	ALL	deny	

# Public Key Authentication

cPanel > SSH/Shell Access > Manage SSH Keys > Generate a new Key

➤➤ More secure SSH connections

## SSH Key Generator

Generating a Public Key:


RSA vs DSA: RSA and DSA are encryption algorithms used to encrypt your key. DSA is faster for Key Generation and Signing and RSA is faster for Verification.

Key Name (defaults to id_dsa)	<input type="text"/>	
Key Password (blank for none):	<input type="password"/>	Password Strength: <input type="text"/> Very Weak
	Password (Again):	<input type="password"/>
Key Type	<input type="text" value="DSA"/>	
Key Size:	<input type="text" value="1024"/>	
<input type="button" value="Generate Key"/>		

# Password Strength Meters


» Anywhere in cPanel a password can be created, or modified

password: myreallystrongpassword

Key Password (blank for none):  Password Strength:  Weak

Password (Again):

password: abitb3tt3r

Key Password (blank for none):  Password Strength:  OK

Password (Again):

password: str0ngp@ss123#!

Key Password (blank for none):  Password Strength:  Very Strong

Password (Again):

## Apache 2.0 / 2.2 Supported

- » Updated EasyApache in WHM and command line
- » Custom Configure Options and Environmental Variables

# EasyApache

- »» Smooth transitions between 1.3.x and 2.0.x and 2.2.x
- »» suPHP support (Apache 2 series)
- »» Support for additional modules which are not included with the base cPanel/WHM installation.

## Custom Configure Options and Environmental Variables

- » Add, Append or Prepend Apache Environmental variables
- » Custom Configure Flags for Apache and PHP
- » You can now customize Apache and PHP without having your customizations lost whenever EasyApache is run!

# DANGER!

Modifying your Apache or PHP Variables and Configure Flags can break the compilation of Apache. cPanel is not responsible for custom changes and provides no warranty of any kind with this information. Proceed with caution.

## Environmental Variables

- To add an environmental variable, simply create a file in:

```
/var/cpanel/easyapache/rawenv/
```

- Filename should be the name of the variable:

```
/var/cpanel/easyapache/rawenv/PATH
```

- Contents of the file should be the value for that variable

## Environmental Variables

- However, it may be unwise to completely replace some environmental variables such as PATH.
- We also offer the ability to append to variables so you do not need to entirely replace environmental variables.
- Also, since some environmental variables are sensitive to which value comes first we also offer the ability to prepend environmental variables.

# Appending or Prepending Env't Variables

➤➤ To do this, simply use a different filename

➤➤ If the original filename (variable value) is PATH, to append to the PATH variable use:

```
/var/cpanel/easyapache/rawenv/ .append_PATH
```

➤➤ To prepend instead of append, use:

```
/var/cpanel/easyapache/rawenv/ .prepend_PATH
```

# Custom Configuration Options

- »» If it's a configuration option supported by Apache or PHP, you can now customize it!
- »» Simply create the appropriate file and place one `option=value` pair on each line of the file for anything you wish to customize.

## The Appropriate Files Are...

- »» Apache 1.3.x:  
`/var/cpanel/easy/apache/rawopts/Apache1`
- »» Apache 2.0.x:  
`/var/cpanel/easy/apache/rawopts/Apache2`
- »» Apache 2.2.x:  
`/var/cpanel/easy/apache/rawopts/Apache2_2`
- »» All PHP 4.x versions:  
`/var/cpanel/easy/apache/rawopts/all_php4`
- »» All PHP 5.x versions:  
`/var/cpanel/easy/apache/rawopts/all_php5`
- »» All PHP using suPHP:  
`/var/cpanel/easy/apache/rawopts/all_suphp`
- »» Any Specific PHP Version:  
`/var/cpanel/easy/apache/rawopts/PHP-X.X.X`



## For Further Information

For further details regarding customizing Apache in cPanel 11, please attend tomorrow morning's Apache presentation.

Simplify.

# cPanel Interface Update

- »» Web 2.0
- »» Integrated On Page Help
- »» Re-organizable Feature Blocks
- »» Sortable Data
- »» Getting Started Wizard
- »» Enhanced Branding and Skinning

# Enhanced Branding / Skinning

- 11 Styles available by default
- Change logo, header and footer, icons, css, etc



motor\_city



sundaymorning


## Other New Features

- »» Web Disk
- »» Improved File Manager
- »» Module Installers
- »» Integrated Ruby on Rails Support
- »» RHEL 5 / CentOS 5 Support

# Web Disk

cPanel > Web Disk

		
Mac® OS X 10.4+ ▾	Microsoft® operating systems... ▾	Linux®/BSD operating systems... ▾
<input checked="" type="checkbox"/> SSL (Recommended)	<input checked="" type="checkbox"/> SSL (Recommended)	<input checked="" type="checkbox"/> SSL (Recommended)
<input type="button" value="Go"/>	<input type="button" value="Go"/>	<input type="button" value="Go"/>





# Improved File Manager

➤➤ More Intuitive Design

➤➤ Native Desktop Feel

cPanel >  
File Manager

The screenshot shows the cPanel File Manager interface. At the top, there is a search bar with the text "Search All Your Files" and a "go" button. Below the search bar is a toolbar with various icons for file management: New File, New Folder, Copy, Move File, Upload, Download, Delete, Rename, Edit, Code Editor, HTML Editor, Change Permissions, View, Extract, and Compress. The main area is divided into two panes. The left pane shows a tree view of the file system under the path "/home/szodjo". The right pane shows a table of files and folders.

Name	Size	Type	Permissions
cpanel3-skel	4 KB	httpd/unix-directory	0755
cpanelbranding	4 KB	httpd/unix-directory	0755
etc	4 KB	httpd/unix-directory	0755
mail	4 KB	mail	0770
perl	4 KB	httpd/unix-directory	0755
public_ftp	4 KB	publicftp	0755
public_html	4 KB	publichtml	0750
ruby	4 KB	httpd/unix-directory	0755
ssl	4 KB	httpd/unix-directory	0700
tmp	4 KB	httpd/unix-directory	0755
www	4 KB	publichtml	0750
2	22 MB	text/x-generic	0644
3	36 MB	text/x-generic	0644
4	15 MB	text/x-generic	0644

# Module Installers (cPanel)

- »» Perl Modules
- »» PHP PEAR Packages
- »» PHP PECLs
- »» RubyGems

**Find a Perl Module**

Search   -or-

**Install a Perl Module**



# Integrated Ruby on Rails Support

Ruby on Rails is now supported in cPanel 11!

Simply run `/scripts/installruby` to install Ruby on Rails on your cPanel/WHM server.

Simplify.



## RHEL 5 / CentOS 5 Support

Red Hat Enterprise Linux 5 and CentOS 5 are now supported with cPanel 11.



## Questions & Answers

- »» If you have any questions specific to this presentation, you may now ask them.
- »» For a technical overview of the new APIs available in cPanel 11, please attend my “Customizing cPanel” presentation tomorrow morning.
- »» For further information regarding Apache in cPanel 11, please attend tomorrow's Apache presentation.
- »» General questions can be asked during our Mass Q&A Session at the end of the day.